



HEARTH - OUTDOOR & ELECTRICS US MSRP BOOK

Effective: May 12, 2026



HEARTH DIVISION

TABLE OF CONTENTS

8

Built-In Electric Fireplaces

- 10 Luminex Electric Fireplace
- 12 Astound Built-in Series
- 14 Elevation X Series
- 16 Rosedale™ Electric Series
- 18 CLEARion™ Elite Series
- 20 Trivista™ Primis Series
- 21 Cineview™ Series
- 22 Element™ Series

24

Wall-Hanging Electric Fireplaces

- 26 Astound FlexMount Series
- 28 Astound SlimMount Series
- 30 Entice™ Series
- 32 Trivista™ Pictura Series
- 33 Stylus™ Series
- 34 Allure™ Vertical Series

38

Outdoor Fireplaces

- 40 Galaxy™ Series
GSS50, GSS62, GSS74
- 42 Riverside Series
RSS36, RSS42

44

Outdoor Heating

- 46 Timberwolf® Smokeless
Fire Pits
NWFPLTI-SS, NWFPMTI-SS,
NWFPMTI-PHM
- 48 Freestand Patio Heater
NEOFV80IH

36

Electric Log Sets

- 37 Woodland™ Series



PRODUCT RETURN POLICY

POLICY GUIDELINES

A Return Authorization (RA) must be requested from Dealer Services, Order Desk or Customer Solutions Department of **WOLF STEEL LTD (WSL)**. Once requested, your claim will be reviewed, and if accepted, a Return Authorization number will be issued. Please quote this number any time you inquire about your claim.

Any returned product that is sent to Wolf Steel without prior authorization (an RA Number) will be refused and returned, freight collect.

Any product returned must be forwarded in the original packaging via ground delivery, as advised by **WOLF STEEL LTD**.

All product must be returned to **WSL** within 30 calendar days from the day that the RA was issued in order to qualify for possible replacement or credit.

Return Authorizations, replacements (subject to inspection of returned items, including their packaging) and shipping method/cost is always at the sole discretion of **WSL**.

Return Authorization number must be prominently written on all paperwork when packaging product for return.

INFORMATION REQUIRED

The following information is required in order to obtain a return authorization:

- Part/Unit number
- Invoice number(s) of original shipment and/or the replacement part(s)
- Exact quantity to be returned
- Reason for return

RETURN CLASSIFICATION GUIDELINES

Returned and Reworked Products under Warranty are classified and processed under the following guidelines:

- Product under warranty, deemed functioning to design specifications:
If the product is determined to be free of defects or not under warranty, it will be returned to the customer, who will be invoiced for any rework and handling charges including repackaging and freight costs. The customer is notified and asked if they wish to have the goods returned collect. If no response is received after 5 working days the parts will be scrapped. No credit is issued.
- Product under warranty showing defect(s) caused by improper handling or installation:
The customer is notified and the product is scrapped, unless otherwise instructed by the customer. No credit is issued and handling charges will apply.
- Product under warranty which is defective:
Product is repaired/replaced or credit issued at the discretion of **WOLF STEEL LTD**.
Product shipped to replace defective merchandise will be invoiced at regular prices and a credit will be issued upon return of defective product, subject to inspection.
- Product no longer under warranty and with no salvageable value:
The product will be scrapped unless otherwise instructed by the customer. Return shipping charges are the responsibility of the customer. No credit is issued.



QUALIFYING PRODUCT

The following is a summary of what may be Returned/Credited under the current policy without restocking fees charged:

- Error at the time of order by **WSL**
- The product has clearly been damaged due to shipping (if product was shipped directly from **WSL** see freight policy for details)
- Shipping Damage must be reported to **WOLF STEEL LTD** within 24 hours of receiving the product from **WSL**. The shipping slip of the freight company must have a note of the damage.
- The product has concealed damage due to inadequate packaging
- Concealed damage must be reported within 30 calendar days from the initial shipment date from **WSL**.
- The product has a defect
- The product is requested by **WSL** to be returned for a quality control reason
- Under rare instances and only with an approved Return Authorization from **WOLF STEEL LTD.**, a customer may request the return of overstock product.
Wolf Steel is under no obligation to accept returns related to overstock.

The following conditions will apply:

1. The product must be current (must have been purchased in the last 30 days) and must be in resalable condition. (This applies to both the product and the packaging with no visible markings.)
2. If found in defective condition, the customer will be notified and the product will be scrapped, unless otherwise instructed by the customer, and no credit will be issued any handling charges including freight costs will be invoiced
3. If found to be in good condition, a credit will be issued, less 35% restocking charge, return freight cost and any other charge incurred for processing.
4. The above conditions will not apply to outdated or discontinued product either distributed or manufactured by **WOLF STEEL LTD.**



TERMS & CONDITIONS

TERMS OF PAYMENT

Terms of payment are as noted on invoices. A service charge of 1% per month will be applied on overdue accounts. If the account is overdue, all payments received will be applied to satisfy the outstanding service charges first with the balance, if any, applied to the oldest outstanding invoices. This procedure avoids possible future service charges applied to your account.

All merchandise remains the property of Wolf Steel Ltd. until paid in full.

USA FREIGHT POLICY

Merchandise is shipped on an F.O.B. Crittenden, Kentucky warehouse basis. All shipments exceeding \$5,500.00 net dealer cost will be shipped freight prepaid. Shipments below the \$5,500 threshold will be charged at freight cost.

Common carriers are used for larger shipments while smaller parcels are dispatched via courier service. Shipping charges on orders dispatched by courier will be charged to you and will be reflected on the invoice.

A set routing schedule exists (known as Route ID's) for shipments out of our Crittenden, Kentucky warehouse, contact Dealer Experience Department for scheduling information.

All backorders will be consolidated and shipped with next regular shipment. Backorders can be expedited, charged at LTL or courier rate. Wherever possible, the least expensive means of shipping will be chosen.

USA FREIGHT DAMAGE / LOSS

All damage claims are the responsibility of the dealer and the carrier.

If a damage claim is to be successful against the carrier, the original packaging (containers, boxes, etc.) must be kept for inspection by an agent of the carrier. Always note any apparent or not so apparent damage on the Bill of Lading or the Waybill and have it witnessed by the driver.

In the case of missing items, make sure that you sign only for the receipt of items received. Note the discrepancies on the Bill of Lading or Waybill and have the driver sign as well. If partial shipments or deliveries are signed for as "complete", you have lost the right to claim the loss of the merchandise.

To file a claim for damage or lost freight, please contact our Logistics Support team at logisticssupport@napoleon.com

BUILT-IN ELECTRIC FIREPLACES



Built-in Electric Fireplaces

Luminex Electric Fireplace



Astound™ Built-in Series



Elevation X Electric Fireplace



Elevation Electric Fireplace



Rosedale™ Electric Series



CLEARion™ Elite Series



Trivista™ Primis Series



Cineview™ Series



Element™ Series





Fireplaces / Built-in Electric Fireplaces / Luminex Electric Fireplace

Luminex Electric Fireplace



NEFL65LCD-3SV

Luminex Electric Fireplace	
Mandatory. Choose base unit.	
Base Unit:	NEFL65LCD-3SV
Luminex Electric Fireplace	\$5,029 NEFL65LCD-3SV
Installation Type	Built-in
Features: ▼	
<ul style="list-style-type: none"> Up to 10,000 BTU's and 3,000 Watts 5 Year Registered Warranty Hardwired only - 120V or 240V LCD technology to create lifelike flame patterns 	<ul style="list-style-type: none"> Built-in speakers so each flame has its own unique sound Beach Fire logs & Woodland media kit included 6 flame colors, 13 ember bed colors and 13 top light colors Premium remote included with Napoleon
<ul style="list-style-type: none"> Home App compatibility Optional wall mount controller with black or white front Programmable 7-day preset timer Voice control capabilities (Google Home, Alexa) 	



Luminex Electric Fireplace - Setup Options



Beach Fire Logs and Woodland Kit (included)



Birch Logs



Mineral Rocks



Black Glass Crystals



Clear Glass Beads



Amber Glass Embers



Black Glass Embers




Blue Glass Embers



Clear Glass Embers



Red Glass Embers



Topaz Glass Embers



Wall Mount Control (optional)

Step 1 - Optional Media and Glass Kits

Description:	NEFL65LCD-3SV		
Log Kit - Standard Birch Logs	BLKXL	\$929	OPT
Media - Black Crystals (Large)	G497-0007	\$12	OPT
Media - Black Crystals (Small, 0.6 Kg)	G497-0004	\$22	OPT
Media - Glass Beads: Amber	MKBA	\$105	OPT
Media - Glass Beads: Black	MKBK	\$105	OPT
Media - Glass Beads: Blue	MKBB	\$105	OPT
Media - Glass Beads: Clear	MKBC	\$105	OPT
Media - Glass Beads: Topaz	MKBT	\$105	OPT
Media - Mineral Rocks	MRKXL	\$399	OPT
If Black Crystals are selected, order the following quantities: G497-0004: 5 pieces, G497-0007: 3 pieces			

Step 2 - Optional Parts and Accessories

Description:	NEFL65LCD-3SV		
Electric Wallmount Controller for Built-in Fireplaces with optional Black or White cover	W370-0317	\$112	OPT



Fireplaces / Built-in Electric Fireplaces / Astound™ Built-in Series

Astound™ Built-in Series



NEFB50AB



NEFB62AB



NEFB74AB



Astound™ Built-in Series

Mandatory. Choose base unit.

Base Unit:	NEFB50AB	NEFB62AB	NEFB74AB	NEFB96AB
Astound Built-in Electric Fireplace	\$2,879 NEFB50AB	\$3,269 NEFB62AB	\$3,599 NEFB74AB	\$4,149 NEFB96AB
Installation Type	Built-in	Built-in	Built-in	Built-in

Features: ▼

- Up to 10,000 BTU's and 3,000 Watts
- 5 Year Registered Warranty
- Can be Hardwired - 120V or 240V
- Extra large viewing area to enjoy flames featuring realistic spark effect
- Unique flip-down glass design for easy media changes
- Beach Fire logs & Woodland media kit included
- Frameless finishing flange or adjustable trim both included in the box
- Orange, yellow and combined flame colors
- Premium remote included with Napoleon Home App compatibility
- Wall mount controller optional with black or white front
- Voice control capabilities (Google Home, Alexa)



Fireplaces / Built-in Electric Fireplaces / Astound™ Built-in Series

Astound™ Built-in Series - Setup Options




Beach Fire Logs and Woodland Kit (included)



Birch Log Kit



Black Crystal Media




Clear Glass Beads



Mineral Rock Kit



Amber Glass Embers



Black Glass Embers




Blue Glass Embers



Clear Glass Embers



Red Glass Embers



Topaz Glass Embers



Step 1 - Optional Media and Glass Kits

Description:			NEFB50AB	NEFB62AB	NEFB74AB	NEFB96AB
Log Kit - Standard Birch Logs			\$569 BLKM	\$739 BLKL	\$929 BLKXL	\$929 BLKXL
Media - Black Crystals (Large)			\$12 G497-0006	\$12 G497-0007	\$12 G497-0006	\$12 G497-0007
Media - Black Crystals (Small, 0.6 Kg)	G497-0004	\$22	OPT	OPT	N/A	OPT
Media - Glass Beads: Amber	MKBA	\$105	OPT	OPT	OPT	OPT
Media - Glass Beads: Black	MKBK	\$105	OPT	OPT	OPT	OPT
Media - Glass Beads: Blue	MKBB	\$105	OPT	OPT	OPT	OPT
Media - Glass Beads: Clear	MKBC	\$105	OPT	OPT	OPT	OPT
Media - Glass Beads: Topaz	MKBT	\$105	OPT	OPT	OPT	OPT
Media - Mineral Rocks			\$329 MRKM	\$349 MRKL	\$399 MRKXL	\$399 MRKXL

If Black Crystals are selected, order the following quantities:
 50" Model – G497-0004: 3 pieces, G497-0006: 2 pieces
 62" Model – G497-0004: 2 pieces, G497-0005: 1 piece, G497-0007: 2 pieces
 74" Model – G497-0005: 3 pieces, G497-0006: 3 pieces
 96" Model – G497-0004: 5 pieces, G497-0006: 3 pieces

Step 2 - Optional Parts and Accessories

Description:			NEFB50AB	NEFB62AB	NEFB74AB	NEFB96AB
Electric Wallmount Controller for Built-in Fireplaces with optional Black or White cover	W370-0317	\$112	OPT	OPT	OPT	OPT




Fireplaces / Built-in Electric Fireplaces / Elevation X Electric Fireplace

Elevation X Electric Fireplace



NEFB42LCD-MF



NEFB36LCD-MF



Elevation X Electric Fireplace		
Mandatory. Choose base unit.		
Base Unit:	NEFB36LCD-MF	NEFB42LCD-MF
Elevation X Electric Built-in Electric Fireplace	\$3,889 NEFB36LCD-MF	\$4,649 NEFB42LCD-MF
Installation Type	Built-in	Built-in
Features: ▼		
<ul style="list-style-type: none"> Up to 10,000 BTU's 5 Year Registered Warranty 120/240V and 1,500/3,000 Watts (hardwire or plug-in) Virtual high-definition gas and wood flame videos on a rear panel 	<ul style="list-style-type: none"> Triple Layer Flame Technology Mirrors Real Fire Dynamics Premium Glowing Split Oak Logs Included 1 Piece Finishing Trim Optional Premium Remote Included ECO and BOOST Mode 	<ul style="list-style-type: none"> Orange and Yellow Flame Colors 13 Top Light and Ember Bed Color Options Napoleon Home Mobile App Control Offers Unlimited Customization Voice Control Integration

Elevation X Electric Fireplace - Setup Options



Wall Mount Control (optional)

Step 1 - Optional Parts and Accessories				
Description:			NEFB36LCD-MF	NEFB42LCD-MF
Electric Wallmount Controller for Built-in Fireplaces with optional Black or White cover	W370-0317	\$112	OPT	OPT
Finishing Trim - 2.5", 4 Sided	NEFTK36BK		INC	N/A



Fireplaces / Built-in Electric Fireplaces / Elevation Electric Fireplace

Elevation Electric Fireplace



NEFB36H-MF



NEFB42H-MF



Elevation Electric Fireplace		
Mandatory. Choose base unit.		
Base Unit:	NEFB36H-MF	NEFB42H-MF
Elevation Electric Built-in Electric Fireplace	\$2,679 NEFB36H-MF	\$3,269 NEFB42H-MF
Installation Type	Built-in	Built-in
Features: ▼		
<ul style="list-style-type: none"> Up to 10,000 BTU's 5 Year Registered Warranty 120/240V and 1,500/3,000 Watts (hardwire or plug-in) Triple Layer Flame Technology Mirrors Real 	<ul style="list-style-type: none"> Fire Dynamics Premium Glowing Split Oak Logs Included 1 Piece Finishing Trim Included Premium Remote Included ECO and BOOST Mode 	<ul style="list-style-type: none"> Orange and Yellow Flame Colors 13 Top Light and Ember Bed Color Options Napoleon Home Mobile App Control Offers Unlimited Customization Voice Control Integration

Elevation Electric Fireplace - Setup Options



Wall Mount Control (optional)

Step 1 - Optional Parts and Accessories				
Description:			NEFB36H-MF	NEFB42H-MF
Electric Wallmount Controller for Built-in Fireplaces with optional Black or White cover	W370-0317	\$112	OPT	OPT



Fireplaces / Built-in Electric Fireplaces / Rosedale™ Electric Series

Rosedale™ Electric Series



NEFB26H-MF



NEFB29H-MF



NEW **Rosedale™ Electric Series**

Mandatory. Choose base unit.

Base Unit:	NEFB26H-MF	NEFB29H-MF
Rosedale Built-In/Insert Electric Fireplace	\$1,439 NEFB26H-MF	\$1,619 NEFB29H-MF
Installation Type	Insert	Insert
Features: ∨		
<ul style="list-style-type: none"> <li style="width: 33%;">Up to 10,000 BTU's <li style="width: 33%;">Oak Logs Included <li style="width: 33%;">Orange and Yellow Flame Colors <li style="width: 33%;">5 Year Registered Warranty <li style="width: 33%;">Clean contemporary faceplates and backerplates available <li style="width: 33%;">13 Top Light and 5 Ember Bed Color Options <li style="width: 33%;">120/240V and 1,500/3,000 Watts (hardwire or plug-in) <li style="width: 33%;">Premium Remote Included <li style="width: 33%;">Napoleon Home Mobile App Control Offers Unlimited Customization <li style="width: 33%;">Multi-Layer Flame Technology Mirrors Real Fire Dynamics <li style="width: 33%;">ECO and BOOST Mode <li style="width: 33%;">Voice Control Integration 		



Rosedale™ Electric Series - Setup Options



3-Sided Backerplate



4-Sided Backerplate



Trimmable Backerplate



3-Sided Faceplate



4-Sided Faceplate



3-Sided Arched Faceplate

Step 1 - Backerplates

Description:	NEFB26H-MF	NEFB29H-MF
3-Sided Faceplate (Black)	\$129 BK3F26E	\$149 BK3F29E
4-Sided Faceplate (Black)	\$149 BK4F26E	\$179 BK4F29E
Arched 3-Sided Faceplate (Black)	\$139 BKA3F26E	\$159 BKA3F29E

Step 2 - Faceplates

Description:	NEFB26H-MF	NEFB29H-MF
Large 3-Sided Backerplate (Black)	\$309 BK3B2RD	\$329 BK3B3RD
Large 4-Sided Backerplate (Black)	\$329 BK4B2RD	\$349 BK4B3RD
Trimmable Backerplate (Black)	\$309 TBKOF2RD	\$339 TBKOF3RD


Step 3 - Optional Parts and Accessories

Description:	NEFB26H-MF	NEFB29H-MF
Electric Wallmount Controller for Built-in Fireplaces with optional Black or White cover	W370-0317 \$112	OPT



Fireplaces / Built-in Electric Fireplaces / CLEARion™ Elite Series

CLEARion™ Elite Series



NEFBD50HE



NEFBD60HE



CLEARion™ Elite Series		
Mandatory. Choose base unit.		
Base Unit:	NEFBD50HE	NEFBD60HE
CLEARion™ Elite Built-in Electric Fireplace	\$2,779 NEFBD50HE	\$3,089 NEFBD60HE
Installation Type	Built-in	Built-in
Features: ∨		
<ul style="list-style-type: none"> • Up to 10,000 BTU's and 3,000 Watts • Privacy Glass Feature • 3 Year Registered Warranty • See Through Patented Technology 	<ul style="list-style-type: none"> • Log Set with Topaz Glass and Crystal Media Included • Flame/Heat Adjustment • Can be Hardwired - 120V or 240V • Multi-Color Ember Bed 	<ul style="list-style-type: none"> • Simple Framing Specifications • Heaters Operate Independently from Each Side • Full Feature Remote Control



Fireplaces / Built-in Electric Fireplaces / CLEARion™ Elite Series

CLEARion™ Elite Series - Setup Options



Black Glass Embers




Blue Glass Embers



Clear Glass Embers




Red Glass Embers



Topaz Glass Embers



Black



Stainless Steel

Step 1 - Optional Parts and Accessories

Description:			NEFBD50HE	NEFBD60HE
Media - Glass Embers: Amber	MKGA	\$105	OPT	OPT
Media - Glass Embers: Black	MKGK	\$105	OPT	OPT
Media - Glass Embers: Blue	MKGB	\$105	OPT	OPT
Media - Glass Embers: Clear	MKGC	\$105	OPT	OPT
Media - Glass Embers: Red	MKGR	\$105	OPT	OPT
Surround - For 2" X 4" Wall Installation, Black (Two Sides)			\$389 NEFBD50HE-DTRM	\$439 NEFBD60HE-DTRM
Surround - For 2" X 4" Wall Installation, Stainless Steel (Two Sides)			\$439 NEFBD50HE-SS-DTRM	\$559 NEFBD60HE-SS-DTRM
Surround - For 2" X 8" Wall Installation, Stainless Steel (Two Sides)	NEFBD50HE-SS-TRIM	\$499	OPT	N/A



Fireplaces / Built-in Electric Fireplaces / Trivista™ Primis Series

Trivista™ Primis Series



NEFB50H-3SV



NEFB60H-3SV



Trivista™ Primis Series		
Mandatory. Choose base unit.		
Base Unit:	NEFB50H-3SV	NEFB60H-3SV
Trivista™ Primis Built-in Electric Fireplace	\$2,419 NEFB50H-3SV	\$2,519 NEFB60H-3SV
Installation Type	Built-in	Built-in
Features: ▼		
<ul style="list-style-type: none"> Up to 10,000 BTUs and 3,000 Watts 2 Year Warranty 1, 2 or 3 Sided View 	<ul style="list-style-type: none"> Hardwire to 120V or 240V Combination of Northern Woods Log Set and Crystal Media 	<ul style="list-style-type: none"> Multi-Color Ember Bed Flame/Heat Adjustment Full Feature Remote Control



Fireplaces / Built-in Electric Fireplaces / Cineview™ Series

Cineview™ Series



NEFB26H



NEFB30H



Cineview™ Series		
Mandatory. Choose base unit.		
Base Unit:	NEFB26H	NEFB30H
Cineview™ Built-In Electric Fireplace	\$769 NEFB26H	\$929 NEFB30H
Installation Type	Built-in	Built-in
Features: ∨		
<ul style="list-style-type: none"> • 5,000 BTU's • 1 Year Warranty • 1,500 Watts • Plug In or Hardwire 	<ul style="list-style-type: none"> • Logs and Black Crystal Media • ECO Mode: Heater at Half Heat • Boost Mode: Heater at Max Heat with Accelerated Fan Speed 	<ul style="list-style-type: none"> • 7 Ember Bed Color Options • Orange, Blue and Multi-Color Flame Options • Touch Screen Control Panel

Cineview™ Series - Setup Options



3 or 4 Piece Trim Kit



Zero Clearance 3 or 4 Piece Trim

Step 1 - Optional Parts and Accessories			
Description:		NEFB26H	NEFB30H
Finishing Trim - 5" Black, 4 Sided, can install as 3 Sided		\$175 NEFTK2636	\$229 NEFTK3040
Finishing Trim - 5" Black, 4 Sided, can be installed as 3 Sided, Zero Clearance, for 36" Wood Box	NEFTK30BK-3828 \$155	N/A	OPT
Finishing Trim - 5" Black, 4 Sided, can be installed as 3 Sided, Zero Clearance, for 42" Wood Box	NEFTK30BK-4432 \$175	N/A	OPT



Fireplaces / Built-in Electric Fireplaces / Element™ Series

Element™ Series



NEFB36H-BS-2



NEFB42H-BS-1



Element™ Series		
Mandatory. Choose base unit.		
Base Unit:	NEFB36H-BS-2	NEFB42H-BS-1
Element™ Built-in Electric Fireplace	\$1,229 NEFB36H-BS-2	\$1,649 NEFB42H-BS-1
Installation Type	Built-in	Built-in
Features: ∨		
<ul style="list-style-type: none"> Up to 10,000 BTU's Up to 3,000 Watts 2 Year Limited Warranty Vivid Flame Effect 	<ul style="list-style-type: none"> Self-Trimming Plug-In or Hardwire 120V/240V Multi-Function Remote Included Thermostatic Function 	<ul style="list-style-type: none"> Top Light in 7 Color Settings 7pc Oak Log Set Included (NEFB42H-BS only) Resin log set included (NEFB36H-BS)

Element™ Series - Setup Options



3/4pc, 5-inch Trim

Step 1 - Optional Parts and Accessories		
Description:	NEFB36H-BS-2	NEFB42H-BS-1
Finishing Trim - 5" Black, 4 Sided, can be installed as 3 Sided	\$175 NEFB36H-BS-TRIM	\$229 NEFB42H-BS-TRIM

WALL HANGING ELECTRIC FIREPLACES



Wall Hanging Electric Fireplaces

Astound™ FlexMount Series



Astound™ SlimMount Series



Entice™ Series



Trivista™ Pictura Series



Stylus™ Series



Allure™ Vertical Series





Fireplaces / Wall Hanging Electric Fireplaces / Astound™ FlexMount Series

Astound™ FlexMount Series



NEFL50AB



NEFL62AB



NEFL74AB



Astound™ FlexMount Series

Mandatory. Choose base unit.

Base Unit:	NEFL50AB	NEFL62AB	NEFL74AB
Astound FlexMount Electric Fireplace	\$2,259 NEFL50AB	\$2,679 NEFL62AB	\$2,879 NEFL74AB
Installation Type	Wall Mount	Wall Mount	Wall Mount

Features: ▼

- Up to 10,000 BTU's and 3,000 Watts
- Beach Fire logs & Woodland media kit included
- Wall mount controller optional with black or white front
- 3 Year Registered Warranty
- Edge Panels and trim are included for fully recessed installations
- Works with Google Home and Alexa
- Plug in 120V or can be hardwired - 120/240V
- Orange, yellow and combined flame colors
- Can be wall mounted, partially recessed or fully recessed 3-sided, 2-sided or 1-sided installation options
- Extra large viewing area to enjoy flames featuring realistic spark effect
- Premium remote included with Napoleon Home App compatibility



Fireplaces / Wall Hanging Electric Fireplaces / Astound™ FlexMount Series


Astound™ FlexMount Series - Setup Options



Beach Fire Logs and Woodland Kit (included)



Birch Log Kit



Clear Glass Beads



Black Glass Embers




Blue Glass Embers



Clear Glass Embers



Red Glass Embers



Topaz Glass Embers

Step 1 - Media and Glass Kits

Description:			NEFL50AB	NEFL62AB	NEFL74AB
Log Kit - Standard Birch Logs			\$489 BLKS	\$489 BLKS	\$569 BLKM
Media - Black Crystals (Large)			\$12 G497-0007	\$12 G497-0006	\$12 G497-0007
Media - Black Crystals (Small, 0.6 Kg)	G497-0004	\$22	OPT	OPT	OPT
Media - Glass Beads: Amber	MKBA	\$105	OPT	OPT	OPT
Media - Glass Beads: Black	MKBK	\$105	OPT	OPT	OPT
Media - Glass Beads: Blue	MKBB	\$105	OPT	OPT	OPT
Media - Glass Beads: Clear	MKBC	\$105	OPT	OPT	OPT
Media - Glass Beads: Topaz	MKBT	\$105	OPT	OPT	OPT
Media - Mineral Rocks			\$219 MRKS	\$219 MRKS	\$329 MRKM

If Black Crystals are selected, order the following quantities:
 50" Model – G497-0004: 2 pieces, G497-0007: 1 piece
 62" Model – G497-0004: 2 pieces, G497-0006: 1 piece
 74" Model – G497-0004: 2 pieces, G497-0007: 2 pieces

Step 2 - Optional Parts and Accessories

Description:			NEFL50AB	NEFL62AB	NEFL74AB
Electric Wallmount Controller for Built-in Fireplaces with optional Black or White cover	W370-0317	\$112	OPT	OPT	OPT



Fireplaces / Wall Hanging Electric Fireplaces / Astound™ SlimMount Series

Astound™ SlimMount Series



NEFL42AS



NEFL50AS



NEFL62AS



NEW Astound™ SlimMount Series

Mandatory. Choose base unit.

Base Unit:	NEFL42AS	NEFL50AS	NEFL62AS	NEFL74AS
Astound SlimMount Electric Fireplace	\$969 NEFL42AS	\$1,149 NEFL50AS	\$1,349 NEFL62AS	\$1,419 NEFL74AS
Installation Type	Wall Mount	Wall Mount	Wall Mount	Wall Mount
Features: ▼				
<ul style="list-style-type: none"> <li style="width: 30%;">Up to 5,000 BTU's and 1,500 Watts <li style="width: 30%;">featuring realistic spark effect <li style="width: 30%;">Premium remote included with Napoleon Home App compatibility <li style="width: 30%;">Ultra-slim 4" depth <li style="width: 30%;">Woodland Glass Media Kit Included <li style="width: 30%;">Wall mount controller optional with black or white front <li style="width: 30%;">3 Year Registered Warranty <li style="width: 30%;">Edge Panels are included for wall mount installations <li style="width: 30%;">Works with Google Home and Alexa <li style="width: 30%;">Plug in 120V or can be hardwired - 120/240V <li style="width: 30%;">Trim kit included <li style="width: 30%;">Can be wall mounted or fully recessed <li style="width: 30%;">Extra large viewing area to enjoy flames <li style="width: 30%;">Orange, yellow and combined flame colors 				



Fireplaces / Wall Hanging Electric Fireplaces / Astound™ SlimMount Series

Astound™ SlimMount Series - Setup Options



Step 1 - Media and Glass Kits

Description:			NEFL42AS	NEFL50AS	NEFL62AS	NEFL74AS
Media - Black Crystals (Small, 0.6 Kg)	G497-0004	\$22	OPT	OPT	OPT	OPT
Media - Glass Embers: Amber	MKGA	\$105	OPT	OPT	OPT	OPT
Media - Glass Embers: Black	MK GK	\$105	OPT	OPT	OPT	OPT
Media - Glass Embers: Blue	MK GB	\$105	OPT	OPT	OPT	OPT
Media - Glass Embers: Clear	MK GC	\$105	OPT	OPT	OPT	OPT
Media - Glass Embers: Red	MK GR	\$105	OPT	OPT	OPT	OPT
Media - Glass Embers: Topaz	MK GT	\$105	OPT	OPT	OPT	OPT

Step 2 - Optional Parts and Accessories

Description:			NEFL42AS	NEFL50AS	NEFL62AS	NEFL74AS
Electric Wallmount Controller for Built-in Fireplaces with optional Black or White cover	W370-0317	\$112	OPT	OPT	OPT	OPT



Fireplaces / Wall Hanging Electric Fireplaces / Entice™ Series

Entice™ Series



NEFL36CFH-1



NEFL42CFH-1



NEFL50CFH-1



Entice™ Series					
Mandatory. Choose base unit.					
Base Unit:	NEFL36CFH-1	NEFL42CFH-1	NEFL50CFH-1	NEFL60CFH-1	NEFL72CFH-1
Entice™ Electric Fireplace	\$759 NEFL36CFH-1	\$959 NEFL42CFH-1	\$1,229 NEFL50CFH-1	\$1,539 NEFL60CFH-1	\$1,749 NEFL72CFH-1
Installation Type	Wall Mount	Wall Mount	Wall Mount	Wall Mount	Wall Mount
Features: ▼					
<ul style="list-style-type: none"> Up to 5,000 BTU's 2 Year Warranty Simply Plug into a 120V Outlet Can be Hardwired 120V 		<ul style="list-style-type: none"> 10 flame and ember bed colors Remote Control Included Wall Mount, Partial and Fully Recessed Installations 		<ul style="list-style-type: none"> Touch Control Panel Pre-set flame and ember bed color combinations Optional Log Sets Available 	



Fireplaces / Wall Hanging Electric Fireplaces / Entice™ Series

Entice™ Series - Setup Options



Birch Log Kit



Driftwood Log Set



Amber Glass Embers



Black Glass Embers




Blue Glass Embers



Clear Glass Embers



Red Glass Embers



Topaz Glass Embers

Step 1 - Optional Parts and Accessories

Description:			NEFL36CFH-1	NEFL42CFH-1	NEFL50CFH-1	NEFL60CFH-1	NEFL72CFH-1
Log Kit - Standard Birch Logs, Rocks			\$135 NEF-BLRAK42	\$135 NEF-BLRAK42	\$185 NEF-BLRAK50	\$229 NEF-BLRAK60	\$259 NEF-BLRAK72
Log Kit - Standard Driftwood Logs, Rocks			\$135 NEF-DRAK42	\$135 NEF-DRAK42	\$185 NEF-DRAK50	\$229 NEF-DRAK60	\$259 NEF-DRAK72
Media - Glass Embers: Amber	MKGA	\$105	OPT	OPT	OPT	OPT	OPT
Media - Glass Embers: Black	MKGK	\$105	OPT	OPT	OPT	OPT	OPT
Media - Glass Embers: Blue	MKGB	\$105	OPT	OPT	OPT	OPT	OPT
Media - Glass Embers: Clear	MKGC	\$105	OPT	OPT	OPT	OPT	OPT
Media - Glass Embers: Red	MKGR	\$105	OPT	OPT	OPT	OPT	OPT
Media - Glass Embers: Topaz	MKGT	\$105	OPT	OPT	OPT	OPT	OPT



Fireplaces / Wall Hanging Electric Fireplaces / Trivista™ Pictura Series

Trivista™ Pictura Series



NEFL50H-3SV



NEFL60H-3SV



Trivista™ Pictura Series		
Mandatory. Choose base unit.		
Base Unit:	NEFL50H-3SV	NEFL60H-3SV
Trivista™ Pictura Wall Hanging Electric Fireplace	\$869 NEFL50H-3SV	\$1,029 NEFL60H-3SV
Installation Type	Wall Mount	Built-in
Features: ∨		
<ul style="list-style-type: none"> Up to 5,000 BTUs and 1,500 Watts 1 Year Warranty Flame/Heat Adjustment 	<ul style="list-style-type: none"> Mixture of Large and Small Crystal Media Multi-Color Flames Multi-Color Ember Bed 	<ul style="list-style-type: none"> Smoky Side Glass Full Feature Remote Control Large Digital Display

Trivista™ Pictura Series - Setup Options



Driftwood Log Set with Rocks



Birch Log Set with Rocks

Step 1 - Optional Parts and Accessories		
Description:	NEFL50H-3SV	NEFL60H-3SV
Log Kit - Standard Birch Logs, Rocks	\$185 NEF-BLRAK50	\$229 NEF-BLRAK60
Log Kit - Standard Driftwood Logs, Rocks	\$185 NEF-DRAK50	\$229 NEF-DRAK60



Fireplaces / Wall Hanging Electric Fireplaces / Stylus™ Series

Stylus™ Series



NEFP32-5019W-IOT

Stylus™ Series	
Mandatory. Choose base unit.	
Base Unit:	NEFP32-5019W-IOT
Stylus™ Cara Elite Electric Fireplace	\$1,539 NEFP32-5019W-IOT
Installation Type	Wall Mount
Features: ▼	
<ul style="list-style-type: none"> • Up to 5,000 BTUs • 3 Year Registered Warranty • Combination of Birch Log Set and Crystal Media • 1,500 Watts • Remote Control Included • Dual USB Charger Ports • Shelf with Accent Light • Seven Flame Color Settings • Seven Ember Bed Color Settings • 59" Wide Wood Surround • Smart Technology Integration • Weather & Information Display • Auto-Off Timer • Voice Control Integration 	



Fireplaces / Wall Hanging Electric Fireplaces / Allure™ Vertical Series

Allure™ Vertical Series



NEFVC32H NEFVC38H



Allure™ Vertical Series		
Mandatory. Choose base unit.		
Base Unit:	NEFVC32H	NEFVC38H
Allure™ Vertical Prestige® 32 Electric Fireplace	\$429 NEFVC32H	-
Allure™ Vertical Prestige® 38 Electric Fireplace	-	\$709 NEFVC38H
Installation Type	Wall Mount	Wall Mount
Features: ∨		
<ul style="list-style-type: none"> • Up to 5,000 BTU's • 1,500 Watts • 1 Year Warranty • Simply Plugs into 120V Outlet • Wall Mount or Partially Recessed 	<ul style="list-style-type: none"> • Ultra Slim Design • Blue, Orange, Yellow or Multi Color Flames • LED Side Accent Lighting • Flame Speed Adjustment • Multiple Ember Bed Color Options 	<ul style="list-style-type: none"> • Multi Function Remote Control • Can be Hardwired • Paintable Cord Cover

ELECTRIC LOG SETS





Inserts / Electric Log Sets / Woodland™ Series

Woodland™ Series



NEFI18H



NEFI24H



NEFI27H



Woodland™ Series			
Mandatory. Choose base unit.			
Base Unit:	NEFI18H	NEFI24H	NEFI27H
Woodland™ 18 Electric Log Set	\$629 NEFI18H	-	-
Woodland™ 24 Electric Log Set	-	\$729 NEFI24H	-
Woodland™ 27 Electric Log Set	-	-	\$839 NEFI27H
Installation Type	Standalone	Standalone	Standalone
Features: ∨			
<ul style="list-style-type: none"> Up to 5,000 BTU's 1 Year Limited Warranty Hand Painted Resin Log Set 	<ul style="list-style-type: none"> High Intensity LED Lights Flame/Heat Adjustment Safe to Touch 	<ul style="list-style-type: none"> Can be Hardwired Projected Flame Effect Remote Control Included 	

OUTDOOR FIREPLACES





Fireplaces / Outdoor Fireplaces

Outdoor Fireplaces

Galaxy™ Series



Riverside Series





Fireplaces / Outdoor Fireplaces / Galaxy™ Series

Galaxy™ Series



GSS50NE



GSS62NE



GSS74NE



Galaxy™ Series

Mandatory. Choose base unit.

Base Unit:	GSS50	GSS62	GSS74
Outdoor Fireplace, Natural Gas, Electronic Ignition	\$4,619 GSS50NE	\$5,139 GSS62NE	\$6,189 GSS74NE
Installation Type	Built-in	Built-in	Built-in

Features:

- 50,000 BTUs (GSS50), 60,000 BTUs (GSS62), up to 70,000 BTUs (GSS74)
- 5 Year Limited Warranty
- Simple to control the fireplace and lights with external control panel
- Electronic Ignition
- Built with 304SS for durable use
- Clear glass embers included
- Optional media includes high definition logs
- Finish flange
- See-through units available with conversion kit (must choose at purchase)
- Optional timer control
- Optional heat and exhaust management system


Galaxy™ Series - Setup Options



Driftwood Log Kit



Split Oak Logs



Birch Log Kit



Safety Screen



Cover, Stainless Steel



Lights Off



Red



Orange



Yellow



Green



Blue



Step 1 - See Through Conversion Kit

Optional - Must Choose at Purchase

Description:	GSS50	GSS62	GSS74
See Through Conversion Kit - Stainless Steel	\$729 GSS50STC	\$839 GSS62STC	\$939 GSS74STC



Fireplaces / Outdoor Fireplaces / Galaxy™ Series

Step 2 - Optional Parts and Accessories

Description:			GSS50	GSS62	GSS74
Conversion Kit - Natural Gas to Propane			\$99 W175-10003377	\$99 W175-10003379	\$99 W175-10003381
Conversion Kit - Propane to Natural Gas			\$79 W175-10003378	\$79 W175-10003380	\$79 W175-10003382
Cover - Brushed Stainless Steel			\$629 GSS50WC	\$729 GSS62WC	\$839 GSS74WC
Media - Woodland Kit: Rocks, Glowing Embers, Charcoal, Shale, Glass, Vermiculite			\$349 WLKM	\$409 WLKL	\$439 WLKXL
Log Set - High Definition Birch			\$739 BLKTLV50	\$859 BLKTLV62	\$959 BLKTLV74
Log Set - High Definition Driftwood			\$709 DLKTLV50	\$819 DLKTLV62	\$919 DLKTLV74
Log Set - High Definition Oak			\$709 OLKTLV50	\$819 OLKTLV62	\$919 OLKTLV74
Media - Glass Beads: Amber	MKBA	\$105	OPT	OPT	OPT
Media - Glass Beads: Black	MKBK	\$105	OPT	OPT	OPT
Media - Glass Beads: Blue	MKBB	\$105	OPT	OPT	OPT
Media - Glass Beads: Clear	MKBC	\$105	OPT	OPT	OPT
Media - Glass Beads: Topaz	MKBT	\$105	OPT	OPT	OPT
Media - Glass Embers: Amber	MKGA	\$105	OPT	OPT	OPT
Media - Glass Embers: Black	MK GK	\$105	OPT	OPT	OPT
Media - Glass Embers: Blue	MKGB	\$105	OPT	OPT	OPT
Media - Glass Embers: Clear	MKGC	\$105	OPT	OPT	OPT
Media - Glass Embers: Red	MKGR	\$105	OPT	OPT	OPT
Media - Glass Embers: Topaz	MKGT	\$105	OPT	OPT	OPT
MIRRO-FLAME™ Porcelain Reflective Radiant Panels			\$409 PRPGS50	\$499 PRPGS62	\$589 PRPGS74
MIRRO-FLAME™ Porcelain Reflective Radiant Panels for See-Through	PRPGSST	\$219	OPT	OPT	OPT
Screen Kit - Premium Screen w. 1" Stainless Steel Frame			\$519 GSS50SK	\$629 GSS62SK	\$729 GSS74SK

Step 3 - Controls

Description:			GSS50	GSS62	GSS74
12" Stainless Steel Gas Flex Connector & Shut Off (25/Carton)	FC-12	\$859	OPT	OPT	OPT
Outdoor Timer Kit for Riverside™ Series Outdoor Gas Fireplace	GSOTK	\$139	OPT	OPT	OPT

Step 4 - Heat Circulation

Description:			GSS50	GSS62	GSS74
Prestige® Heat and Exhaust Management Kit	GSOHEM	\$105	OPT	OPT	OPT



Fireplaces / Outdoor Fireplaces / Riverside Series

Riverside Series



RSS36NE



RSS42NE



Riverside Series		
Mandatory. Choose base unit.		
Base Unit:	RSS36	RSS42
Riverside Outdoor Fireplace	\$3,389 RSS36NE	\$3,779 RSS42NE
Installation Type	Built-in	Built-in
Features: ▼		
<ul style="list-style-type: none"> 50,000 BTU's (RSS36) to 60,000 BTU's (RSS42) 5 Year Limited Warranty Simple to control ON/OFF 	<ul style="list-style-type: none"> Electronic Ignition Choice of Standard Oak Logs, High Definition Oak or Birch Logs Finish flange 	<ul style="list-style-type: none"> Improved water drainage system Optional Timer Control Optional heat & exhaust management system

Riverside Series - Setup Options




Standard Oak Log Set



High-Definition Birch Log Set



Newport™ Standard



Westminster Herringbone



MIRRO-FLAME™ Porcelain Reflective Radiant



Cover, Stainless Steel



Fireplaces / Outdoor Fireplaces / Riverside Series

Step 1 - Log Sets				
Mandatory Choose One				
Description:			RSS36	RSS42
Log Kit - High Definition Birch Logs, Charcoal, Shale			\$889 BLKRS36	\$999 BLKRS42
Log Kit - High Definition Split Oak Logs, Charcoal, Shale			\$949 SLKRS36	\$1,049 SLKRS42
Log Kit - Oak Logs, Charcoal			\$479 OLKRS36	\$479 OLKRS42

Step 2 - Optional Parts and Accessories				
Description:			RSS36	RSS42
Conversion Kit - Natural Gas to Propane			\$75 W175-0856	\$75 W175-0857
Conversion Kit - Propane to Natural Gas			\$75 W175-0858	\$75 W175-0859
Cover - Brushed Stainless Steel			\$439 RSS36WC	\$559 RSS42WC
Media - Glass Embers: Topaz	MKGT	\$105	OPT	OPT
Media - Woodland Kit: Rocks, Glowing Embers, Charcoal, Shale, Glass, Vermiculite			\$349 WLKM	\$409 WLKL
Decorative Panels - Newport™ Standard Brick			\$439 DBPRS36NS	\$479 DBPRS42NS
Decorative Panels - Westminster™ Herringbone Brick			\$499 DBPRS36WH	\$559 DBPRS42WH
MIRRO-FLAME™ Porcelain Reflective Radiant Panels			\$339 PRPRS36	\$369 PRPRS42
Screen Kit - Premium Screen w. 1" Stainless Steel Frame			\$609 RSS36SK	\$669 RSS42SK

Step 3 - Controls				
Description:			RSS36	RSS42
12" Stainless Steel Gas Flex Connector & Shut Off (25/Cartron)	FC-12	\$859	OPT	OPT
Outdoor Timer Kit for Riverside™ Series Outdoor Gas Fireplace	OTK	\$249	OPT	OPT

Step 4 - Heat Circulation				
Description:			RSS36	RSS42
Prestige® Heat and Exhaust Management Kit - 6"	RSOHEM	\$219	OPT	OPT

OUTDOOR HEATING





Outdoor / Outdoor Heating

Outdoor Heating

Freestand Patio Heater Series



Timberwolf® Smokeless Fire Pits





Outdoor / Outdoor Heating / Timberwolf® Smokeless Fire Pits

Timberwolf® Smokeless Fire Pits



NWFPLTI-SS



NWFPMTI-PHM



NWFPMTI-SS



NEW Timberwolf® Smokeless Fire Pits		
Base Unit:	NWFPLTI	NWFPMTI
Timberwolf Wood Fire pit, Large (22"), Stainless Steel	\$709 NWFPLTI-SS	-
Timberwolf Wood Fire pit, Medium (18"), Phantom	-	\$549 NWFPMTI-PHM
Timberwolf Wood Fire pit, Medium (18"), Stainless Steel	-	\$509 NWFPMTI-SS
Features: ∨		
<ul style="list-style-type: none"> Smoke-reduced wood fire pit 304SS with a high-temp painted finish for durable use 	<ul style="list-style-type: none"> Includes: base ring, cover, spark screen, poker and carry handle Removable ash pan included For use with wood and pellets 	<ul style="list-style-type: none"> Dual layer burn zone enhances the firepit's efficiency President's Limited Lifetime Warranty



Outdoor / Outdoor Heating / Timberwolf® Smokeless Fire Pits

Timberwolf® Smokeless Fire Pits - Setup Options



Step 1 - Fire Pit Table Surround

Description:			NWFPLTI	NWFPMTI
Round Fire Pit Table Surround, 44-Inch, Black	NWO44TI-BK	\$859	OPT	OPT

Step 2 - Optional Parts and Accessories

Description:			NWFPLTI	NWFPMTI
Round Fire Pit Side Table Cover, 20-Inch, Black	OACV002	\$49	OPT	OPT
Round Fire Pit Table Surround Cover, 44-Inch, Black	OACV001	\$89	OPT	OPT
Round Fire Pit Side Table, 20-Inch, Black	NWO20TI-BK	\$379	OPT	OPT



Outdoor / Outdoor Heating / Freestand Patio Heater Series

Freestand Patio Heater Series



NEOFV80IH

NEOFV80IH

NEOFV80IH



NEW Freestand Patio Heater Series	
Base Unit:	NEOFV80IH
Electric Outdoor Freestanding Infrared Heater (80"), Phantom	\$859 NEOFV80IH
Features: ▼	
<ul style="list-style-type: none"> • Infrared, portable heater for focused and efficient heat • Cantilever design with 4 positions from vertical to horizontal • Sleek satin black finish • Up to 1500W 5000 BTU's output • Plug-in 120V • User-friendly light-up knob with 9 heat settings, from off to high, and a customizable timer from 0 to 9 hours • Extended 8-foot cord • Cover included • 2 Year Warranty 	

NAPOLEON

CELEBRATING OVER 40 YEARS OF HOME COMFORT PRODUCTS



24 Napoleon Road, Barrie, Ontario, Canada L4M 0G8
103 Miller Drive, Crittenden, Kentucky, USA 41030
7200 Trans Canada Highway, Montreal, Quebec, Canada H4T 1A3

PHONE: 1-888-721-7253
hearthsales@napoleon.com

Effective: May 12, 2026
v26-05-12